

Wednesday, November 25, 2020

Global Coronavirus Cases	ASEAN+3 Coronavirus Cases	Plus-3 Coronavirus Cases	ASEAN Coronavirus Cases
59,759,494 Total Cases 38,267,861 Recovered Cases (64.0%) 1,409,252 Deaths (2.4%) 20,082,380 Active Cases (33.6%)	1,392,785 Total Cases 1,206,712 Recovered Cases (86.6%) 33,765 Deaths (2.4%) 152,308 Active Cases (10.9%)	259,771 Total Cases 226,011 Recovered Cases (87.0%) 7,218 Deaths (2.8%) 26,542 Active Cases (10.2%)	1,133,014 Total Cases 980,701 Recovered Cases (86.6%) 26,547 Deaths (2.3%) 125,766 Active Cases (11.1%)

Statistics


















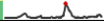




















- 10,946 new cases were reported across the **ASEAN+3 region** yesterday, as daily new cases have remained above 10,000 for the last 7 days.
- **Malaysia** recorded a record increase of 2,188 new cases.
- **Hong Kong** reported 80 new cases, including 69 cases of local transmission. The cluster around dance clubs has grown to 187 cases.
- **Myanmar** confirmed 1,731 new cases, its highest increase in more than six weeks.
- **Singapore** has reported only imported cases and no local transmission in two weeks, as the last cluster of dormitory cases was closed. The city is free of active clusters for the first time since the pandemic started.
- As cases in the **United States** continue to rise, it reported 2,248 new deaths yesterday, the deadliest day since June.

News

- **Hong Kong** will close bars, nightclubs and saunas from Thursday onwards, and encourage businesses to work from home. This will be the third time this year that entertainment venues will be closed.
- In **Japan**, Tokyo plans to request bars and restaurants to close at 10pm for 20 days, starting Saturday. In addition, residents will be asked to avoid non-essential trips outdoors.
- **Korean** pharmaceutical group Celltrion has administered its Covid-19 antibody treatment regdanvimab to all 327 patients enrolled in its Phase 2 trial, and will apply for conditional approval likely before the end of the year after confirming its interim results.
- **Russia** announced further preliminary results for Sputnik V, the "world's first registered Covid-19 vaccine". The second interim analysis shows an efficacy of 91.4% 28 days after the first dose and above 95% efficacy 42 days after the second dose. The findings are based on 39 Covid-19 cases among nearly 19,000 participants, with no serious adverse events.
- Cases in several countries in Europe seem to have peaked. **France** will begin to ease its lockdown in three stages. From Saturday, some nonessential businesses will be allowed to reopen, and travel restrictions will be slightly eased. Further restrictions might be eased mid-December. Restaurants will have to remain closed until at least January 20, 2021.

Overview of Confirmed COVID-19 Cases

Data as of 24/11/2020

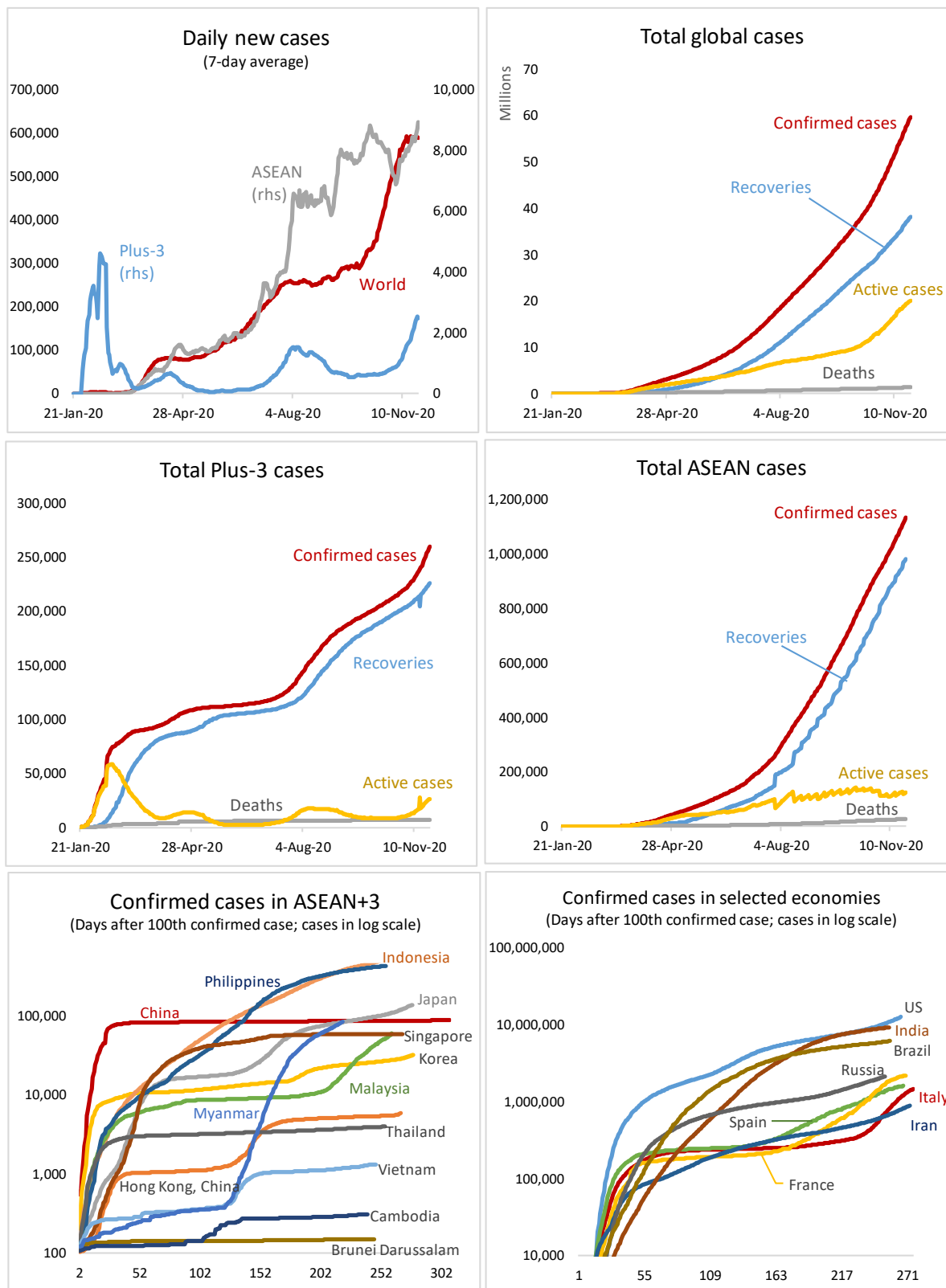
Economy	Total Cases	Cases per 1M Population	New Cases	New Cases per 1M Pop.	New Cases (7-day avg) ¹	ΔNew Cases	Δ% New Cases	Total Deaths	New Deaths	Fatality Rate (%)	Total Recovered	Recovery Rate (%)	Active Cases	Resolved cases (%) ²
Global	59,759,494		588,416			66,790	1.0	1,409,252	12,785	2.4	38,267,861	64.0	20,082,380	66.4
ASEAN+3	1,392,785		10,946			-412	0.8	33,765	161	2.4	1,206,712	86.6	152,308	66.3
Plus-3	259,771		1,699			-265	0.7	7,218	17	2.8	226,011	87.0	26,542	89.1
ASEAN	1,133,014		9,247			-147	0.8	26,547	144	2.3	980,701	86.6	125,766	88.4
China	86,469	62	5	0.0		-17	0.0	4,634	0	5.4	81,527	94.3	308	99.6
Hong Kong, China	5,781	757	80	10.5		7	1.4	108	0	1.9	5,274	91.2	399	93.1
Japan	135,786	1,080	1,232	9.8		-288	0.9	1,963	14	1.4	112,385	82.8	21,438	84.2
Korea	31,735	610	382	7.3		33	1.2	513	3	1.6	26,825	84.5	4,397	86.1
Indonesia	506,302	1,876	4,192	15.5		-250	0.8	16,111	109	3.2	425,313	84.0	64,878	87.2
Malaysia	58,847	1,771	2,188	65.9		304	3.9	341	4	0.6	44,153	75.0	14,353	75.6
Philippines	421,722	3,832	1,108	10.1		-688	0.3	8,185	12	1.9	386,792	91.7	26,745	93.7
Singapore	58,183	10,204	18	3.2		13	0.0	28	0	0.0	58,079	99.8	76	99.9
Thailand	3,926	58	4	0.1		2	0.1	60	0	1.5	3,780	96.3	86	97.8
Brunei Darussalam	150	333	1	2.2		0	0.7	3	0	2.0	145	96.7	2	98.7
Cambodia	307	18	1	0.1		1	0.3	0	0	0.0	298	97.1	9	97.1
Lao PDR	25	3	0	0.0		0	0.0	0	0	0.0	23	92.0	2	92.0
Myanmar	82,236	1,541	1,731	32.4		472	2.2	1784	19	2.2	60965	74.1	19,487	76.3
Vietnam	1,316	14	4	0.0		-1	0.3	35	0	2.7	1,153	87.6	128	90.3
Belgium	561,803	48,780	1,901	165.1		778	0.3	15,938	183	2.8	-	-	-	-
France	2,154,097	33,143	9,118	140.3		4,968	0.4	49,902	1,005	2.3	-	-	-	-
Germany	963,192	11,608	16,370	197.3		1,915	1.7	14,832	372	1.5	649,070	67.4	299,290	68.9
Italy	1,455,022	24,157	23,227	385.6		300	1.6	51,306	853	3.5	605,330	41.6	798,386	45.1
Netherlands	501,503	29,020	11,685	676.2		6,515	2.4	9,111	166	1.8	-	-	-	-
Spain	1,594,844	34,030	12,228	260.9		-13,658	0.8	43,668	537	2.7	150,376	9.4	53,521	96.6
Switzerland	304,593	35,225	4,241	490.5		-5,510	1.4	4,308	86	1.4	211,500	69.4	88,785	70.9
United Kingdom	1,542,611	22,937	15,116	224.8		-334	1.0	55,935	705	3.6	-	-	-	-
Brazil	6,118,708	28,947	31,100	147.1		14,893	0.5	170,115	630	2.8	5,509,645	90.0	438,948	92.8
Canada	346,013	9,150	5,282	139.7		-1,513	1.6	11,676	106	3.4	278,191	80.4	56,146	83.8
Argentina	1,381,795	30,335	7,164	157.3		2,899	0.5	37,432	310	2.7	1,210,634	87.6	133,729	90.3
Mexico	1,060,152	8,342	10,794	84.9		3,311	1.0	102,739	813	9.7	824,355	77.8	165,897	84.4
Peru	950,557	28,959	887	27.0		-702	0.1	35,641	46	3.7	882,600	92.9	32,316	96.6
United States	12,534,538	37,863	174,762	527.9		6,316	1.4	258,759	2,248	2.1	4,696,664	37.5	7,579,115	39.5
Australia	27,853	1,072	10	0.4		1	0.0	907	0	3.3	25,539	91.7	1,407	94.9
India	9,222,216	6,734	44,376	32.4		6,401	0.5	134,699	481	1.5	8,642,771	93.7	444,746	95.2
Iran	880,542	10,464	13,721	163.1		1,261	1.6	45,738	483	5.2	617,715	70.2	217,089	75.3
Russia	2,120,836	14,465	24,087	164.3		-804	1.1	36,675	483	1.7	1,621,465	76.5	462,696	78.2
Saudi Arabia	355,741	10,233	252	7.2		21	0.1	5,811	15	1.6	344,311	96.8	5,619	98.4
South Africa	772,252	12,931	2,493	41.7		413	0.3	21,083	115	2.7	716,444	92.8	34,725	95.5

Source: Haver Analytics, sourced from Johns Hopkins University; AMRO staff calculations.

Notes: New cases since previous day. Δ% refers to percentage change since previous day. Fatality rate measured as deaths per confirmed infections.

1/ Since January 31, 2020.

2/ Resolved cases (i.e. non-active cases) to total cases; serves as a proxy for the stage of the cycle.



Source: Haver Analytics, sourced from Johns Hopkins University; AMRO staff calculations.