

Thursday, April 23, 2020

Global Coronavirus Cases	ASEAN+3 Coronavirus Cases	Plus-3 Coronavirus Cases	ASEAN Coronavirus Cases
2,623,415 Total Cases	139,326 Total Cases	106,029 Total Cases	33,297 Total Cases
709,694 Recovered Cases (27.1%)	96,939 Recovered Cases (69.6%)	88,172 Recovered Cases (83.2%)	8,767 Recovered Cases (26.3%)
183,027 Deaths (7.0%)	6,396 Deaths (4.6%)	5,155 Deaths (4.9%)	1,241 Deaths (3.7%)
1,730,694 Active Cases (66.0%)	35,991 Active Cases (25.8%)	12,702 Active Cases (12.0%)	23,289 Active Cases (69.9%)

Statistics




























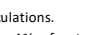
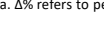
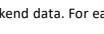




- **Worldwide** confirmed cases surpassed 2.6 million.
- 1,880 new cases were reported across the **ASEAN+3 region** yesterday, around 200 cases less than the previous day.
- **Singapore** confirmed 1,016 new cases, the third day in a row with more than 1,000 confirmed cases.

News

- In **Indonesia**, the large scale social distancing rules in **Jakarta**, which include a ban on gatherings of more than five people, limited public transport services, closures of non-essential workplaces and schools, were extended to May 22.
- **Japan** has added more than 10 countries to its existing entry ban list which already includes 73 countries and territories. The list now includes Russia, Belarus, Qatar and the United Arab Emirates. The policy bans the entry of foreign citizens who have been in any of these areas in the past two weeks.
- As of tomorrow, **Vietnam** will lifts its social distancing measures nationwide, except in some districts of Hanoi. The country has not reported any new cases since last Thursday. All activities, including non-essential businesses and services as well as a domestic flights will be allowed to resume, given they follow proper infection control measures.

Overview of Confirmed COVID-19 Cases

Data as of 22/4/2020

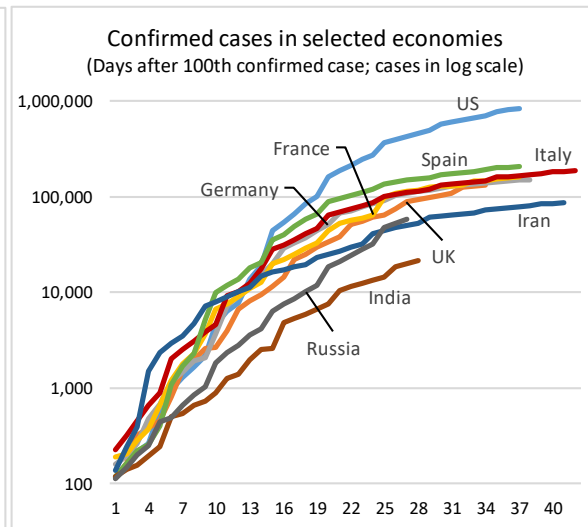
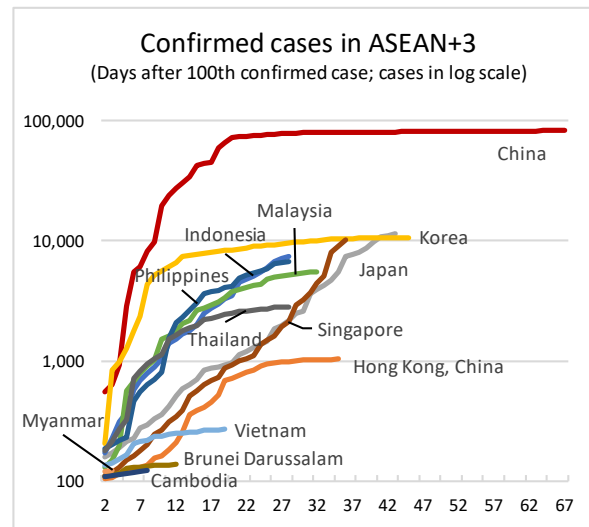
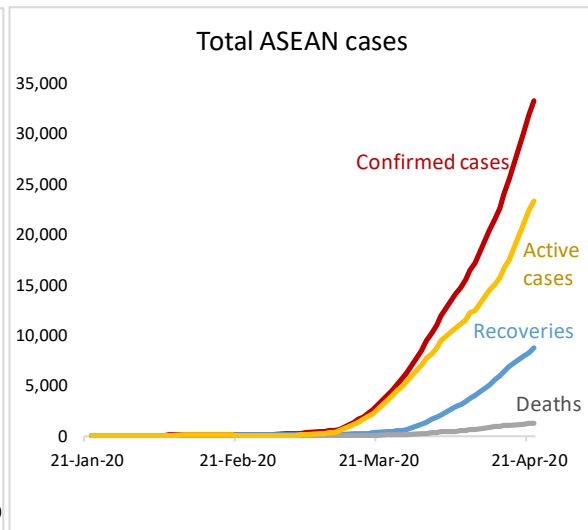
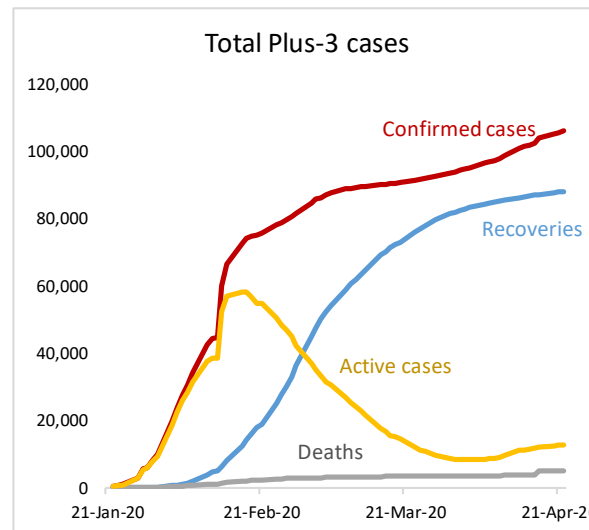
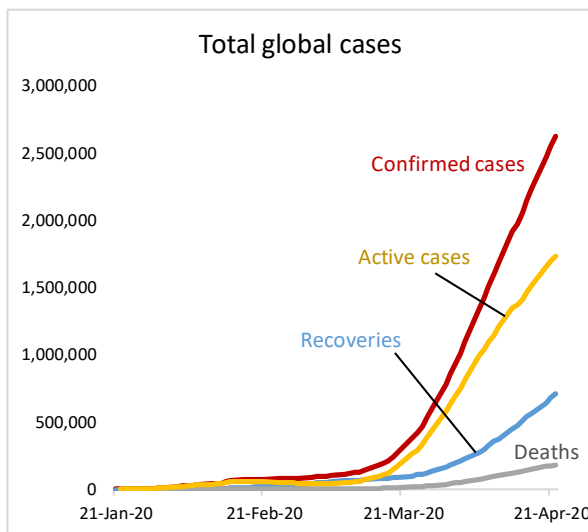
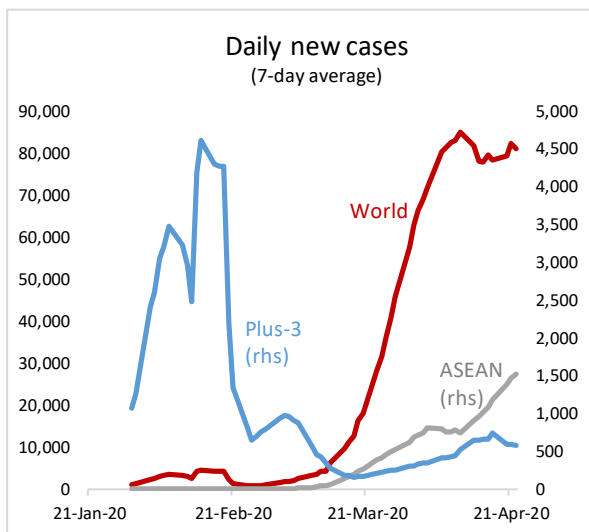
Economy	Total Cases	Cases per 1M Population	New Cases	New cases (7-day avg) ¹	ΔNew Cases ²	Δ% New Cases	Total Deaths	New Deaths	Fatality Rate (%)	Total Recovered	Recovery Rate (%) ³	Active Cases
Global	2,623,415		74,121		-2,914	2.9	183,027	6,444	7.0	709,694	27.1	1,730,694
ASEAN+3	139,326		1,880		-207	1.4	6,396	50	4.6	96,939	69.6	35,991
Plus-3	106,029		403		20	0.4	5,155	19	4.9	88,172	83.2	12,702
ASEAN	33,297		1,477		-227	4.6	1,241	31	3.7	8,767	26.3	23,289
China	82,790	59	11		-21	0.0	4,632	0	5.6	77,861	94.0	297
Hong Kong, China	1,033	135	4		0	0.4	4	0	0.4	678	65.6	351
Japan	11,512	92	377		39	3.4	281	18	2.4	1,356	11.8	9,875
Korea	10,694	205	11		2	0.1	238	1	2.2	8,277	77.4	2,179
Indonesia	7,418	27	283		-92	4.0	635	19	8.6	913	12.3	5,870
Malaysia	5,532	167	50		-7	0.9	93	1	1.7	3,452	62.4	1,987
Philippines	6,710	61	111		-29	1.7	446	9	6.6	693	10.3	5,571
Singapore	10,141	1,778	1,016		-95	11.1	12	1	0.1	896	8.8	9,233
Thailand	2,826	42	15		-4	0.5	49	1	1.7	2,352	83.2	425
Brunei Darussalam	138	306	0		0	0.0	1	0	0.7	117	84.8	20
Cambodia	122	7	0		0	0.0	0	0	0.0	110	90.2	12
Lao PDR	19	3	0		0	0.0	0	0	0.0	4	21.1	15
Myanmar	123	2	2		0	1.7	5	0	4.1	7	5.7	111
Vietnam	268	3	0		0	0.0	0	0	0.0	223	83.2	45
Belgium	41,889	3,637	933		-40	2.3	6,262	264	14.9	9,433	22.5	26,194
France	159,769	2,458	1,827		-840	1.2	21,340	544	13.4	40,657	25.4	97,772
Germany	150,648	1,816	2,357		1,131	1.6	5,279	246	3.5	99,400	66.0	45,969
Italy	187,327	3,110	3,370		641	1.8	25,085	437	13.4	54,543	29.1	107,699
Netherlands	34,842	2,016	708		-21	2.1	4,054	138	11.6	-	-	-
Spain	208,389	4,446	4,211		243	2.1	21,717	435	10.4	85,915	41.2	100,757
Switzerland	28,268	3,269	205		86	0.7	1,509	31	5.3	19,900	70.4	6,859
UK	133,495	1,985	4,451		150	3.4	18,100	763	13.6	-	-	-
Australia	6,547	252	0		0	0.0	67	0	1.0	4,124	63.0	2,356
Brazil	45,757	216	2,678		342	6.2	2,906	165	6.4	25,318	55.3	17,533
Canada	41,650	1,101	2,248		503	5.7	2,077	168	5.0	14,454	34.7	25,119
India	21,370	16	1,290		-251	6.4	681	36	3.2	4,370	20.4	16,319
Iran	85,996	1,022	1,194		-103	1.4	5,391	94	6.3	63,113	73.4	17,492
Russia	57,999	396	5,236		-406	9.9	513	57	0.9	4,420	7.6	53,066
Turkey	98,674	1,174	3,083		-1,528	3.2	2,376	117	2.4	16,477	16.7	79,821
US	839,675	2,536	29,140		1,476	3.6	46,583	2,213	5.5	77,366	9.2	715,726

Source: Haver Analytics, sourced from John Hopkins University; AMRO staff calculations.

Notes: New cases since last business day. Monday's data includes weekend data. Δ% refers to percentage change since last business day. Fatality rate measured as deaths per confirmed infections.
1/ Since January 31, 2020.

2/ As new data is recorded on business days only, Monday's data includes weekend data. For ease of comparison, ΔNew Cases for Monday's data is based on the 3-day Saturday-Monday average.

3/ Recovery rate is a proxy for the stage of the cycle.



Source: Haver Analytics, sourced from John Hopkins University; AMRO staff calculations.