

Friday, May 22, 2020

Global Coronavirus Cases	ASEAN+3 Coronavirus Cases	Plus-3 Coronavirus Cases	ASEAN Coronavirus Cases
<b>5,102,424</b> Total Cases	<b>185,894</b> Total Cases	<b>111,584</b> Total Cases	<b>74,310</b> Total Cases
<b>1,948,739</b> Recovered Cases (38.2%)	<b>131,394</b> Recovered Cases (70.7%)	<b>102,100</b> Recovered Cases (91.5%)	<b>29,294</b> Recovered Cases (39.4%)
<b>332,924</b> Deaths (6.5%)	<b>8,003</b> Deaths (4.3%)	<b>5,679</b> Deaths (5.1%)	<b>2,324</b> Deaths (3.1%)
<b>2,820,761</b> Active Cases (55.3%)	<b>46,497</b> Active Cases (25.0%)	<b>3,805</b> Active Cases (3.4%)	<b>42,692</b> Active Cases (57.5%)

## Statistics

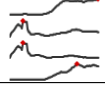

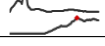









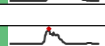
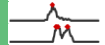
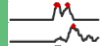
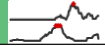
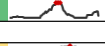

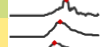
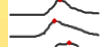

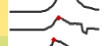









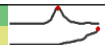
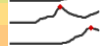


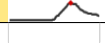

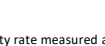
- More than 5 million cases have now been confirmed **worldwide**.
- **Indonesia** reported another daily high of 973 confirmed cases, bringing the total number of confirmed cases to 20,162. A large share of the new cases is attributable to East Java which recorded a sudden increase in confirmed cases. Jakarta, Indonesia's original outbreak epicenter recorded 65 new cases.
- With 6,198 new cases reported yesterday, **India** has seen another daily high. In total, 118,226 cases have now been confirmed.
- In Latin America, daily new per capita incidence remains high in **Chile** and **Peru** and to a lesser degree in **Brazil**. In total, more than 300,000 cases have been confirmed in Brazil.

## News

- **Thailand** will extend its nationwide emergency decree for another month until end-June. The country is reopening in several stages. Stage 3 is set to begin June 1. During stage 4, the government might consider reopening borders.
- In **Australia**, the state of New South Wales will allow restaurants, cafes, pubs and clubs to have as many as 50 customers from June 1, amid strict social distancing guidelines.

## Overview of Confirmed COVID-19 Cases

Data as of 21/5/2020

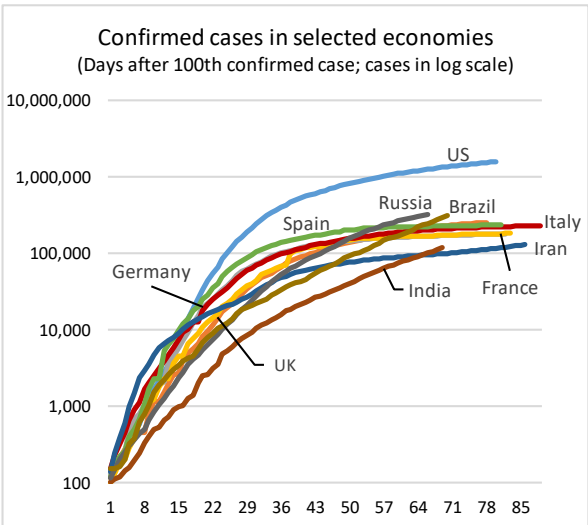
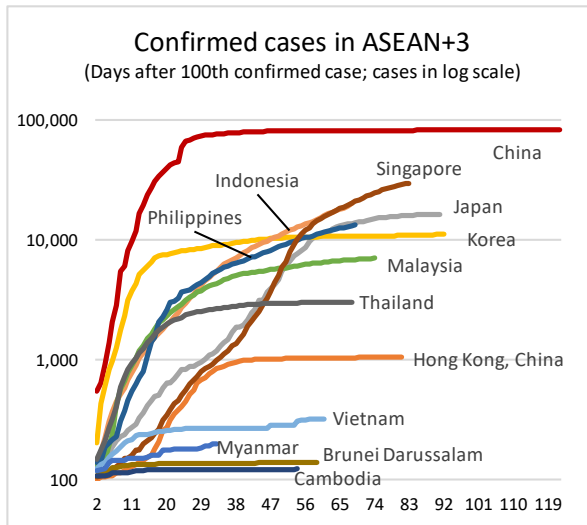
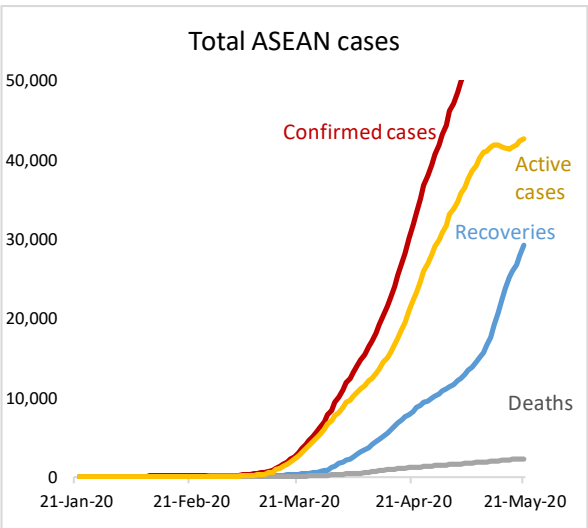
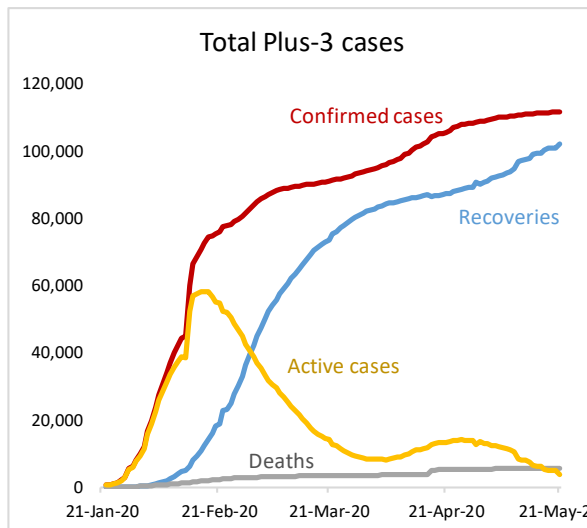
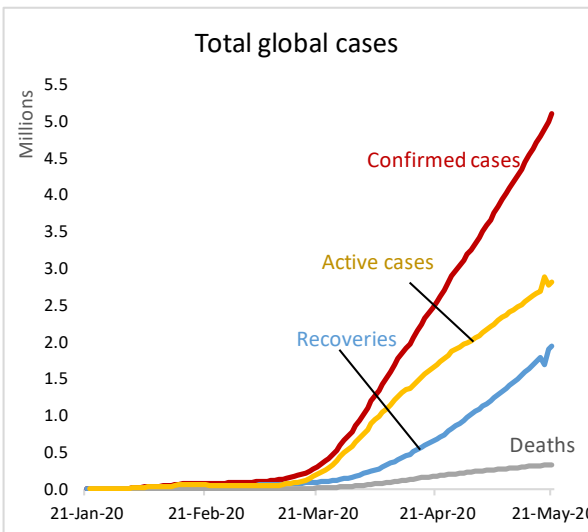
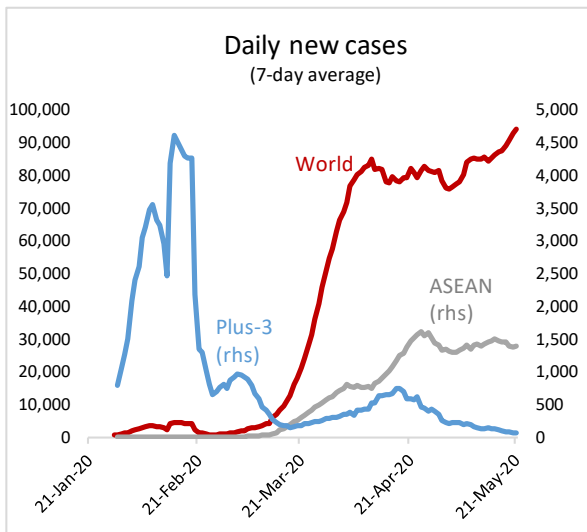
Economy	Total Cases	Cases per 1M Population	New Cases	New Cases per 1M Pop.	New Cases (7-day avg) <sup>1</sup>	ΔNew Cases	Δ% New Cases	Total Deaths	New Deaths	Fatality Rate (%)	Total Recovered	Recovery Rate (%) <sup>2</sup>	Active Cases
Global	5,102,424		105,952			6,972	2.1	332,924	4,809	6.5	1,948,739	38.2	2,820,761
ASEAN+3	185,894		1,765			173	1.0	8,003	50	4.3	131,394	70.7	46,497
Plus-3	111,584		77			65	0.1	5,679	9	5.1	102,100	91.5	3,805
ASEAN	74,310		1,688			108	2.3	2,324	41	3.1	29,294	39.4	42,692
China	82,963	59	0	0.0		0	0.0	4,634	0	5.6	78,241	94.3	88
Hong Kong, China	1,055	138	0	0.0		0	0.0	4	0	0.4	1,025	97.2	26
Japan	16,424	131	57	0.5		57	0.3	777	9	4.7	12,672	77.2	2,975
Korea	11,142	214	20	0.4		8	0.2	264	0	2.4	10,162	91.2	716
Indonesia	20,162	75	973	3.6		280	5.1	1,278	36	6.3	4,838	24.0	14,046
Malaysia	7,059	212	50	1.5		19	0.7	114	0	1.6	5,796	82.1	1,149
Philippines	13,434	122	213	1.9		-66	1.6	846	4	6.3	3,000	22.3	9,588
Singapore	29,812	5,228	448	78.6		-122	1.5	23	1	0.1	12,117	40.6	17,672
Thailand	3,037	45	3	0.0		2	0.1	56	0	1.8	2,897	95.4	84
Brunei Darussalam	141	313	0	0.0		0	0.0	1	0	0.7	136	96.5	4
Cambodia	123	7	1	0.1		1	0.8	0	0	0.0	122	99.2	1
Lao PDR	19	3	0	0.0		0	0.0	0	0	0.0	14	73.7	5
Myanmar	199	4	0	0.0		-6	0.0	6	0	3.0	108	54.3	85
Vietnam	324	3	0	0.0		0	0.0	0	0	0.0	266	82.1	58
Belgium	56,235	4,883	252	21.9		60	0.5	9,186	36	16.3	14,988	26.7	32,061
France	181,951	2,800	251	3.9		-3,021	0.1	28,218	83	15.5	62,216	34.2	91,517
Germany	179,021	2,157	548	6.6		-147	0.3	8,203	59	4.6	158,087	88.3	12,731
Italy	228,006	3,785	642	10.7		-23	0.3	32,486	156	14.2	134,560	59.0	60,960
Netherlands	44,700	2,587	253	14.6		55	0.6	5,775	27	12.9	-	-	-
Spain	236,899	5,055	482	10.3		-36	0.2	27,940	52	11.8	150,376	63.5	53,521
Switzerland	30,694	3,550	36	4.2		-4	0.1	1,898	6	6.2	27,900	90.9	896
United Kingdom	250,908	3,731	1,289	19.2		488	0.5	36,042	338	14.4	-	-	-
Brazil	310,087	1,467	18,508	87.6		-1,186	6.3	20,047	1,188	6.5	125,960	40.6	164,080
Canada	82,742	2,188	1,167	30.9		85	1.4	6,267	117	7.6	41,731	50.4	34,744
Chile	57,581	2,959	3,964	203.7		-74	7.4	589	45	1.0	23,992	41.7	33,000
Mexico	59,567	469	2,973	23.4		725	5.3	6,510	420	10.9	40,152	67.4	12,905
Peru	108,769	3,314	4,749	144.7		212	4.6	3,148	124	2.9	43,587	40.1	62,034
US	1,573,978	4,754	25,235	76.2		2,011	1.6	94,563	1,262	6.0	298,418	19.0	1,180,997
Australia	7,095	273	14	0.5		5	0.2	101	1	1.4	6,478	91.3	516
India	118,226	86	6,198	4.5		645	5.5	3,584	150	3.0	48,553	41.1	66,089
Iran	129,341	1,537	2,392	28.4		46	1.9	7,249	66	5.6	100,564	77.8	21,528
Russia	317,554	2,166	8,849	60.4		85	2.9	3,099	127	1.0	92,681	29.2	221,774
Saudi Arabia	65,077	1,872	2,532	72.8		-159	4.0	351	12	0.5	36,040	55.4	28,686
Turkey	153,548	1,827	961	11.4		-11	0.6	4,249	27	2.8	114,990	74.9	34,309

Source: Haver Analytics, sourced from John Hopkins University; AMRO staff calculations.

Notes: New cases since previous day. Δ% refers to percentage change since previous day. Fatality rate measured as deaths per confirmed infections.

1/ Since January 31, 2020.

2/ Recovery rate is a proxy for the stage of the cycle.



Source: Haver Analytics, sourced from John Hopkins University; AMRO staff calculations.