

Friday, October 16, 2020

Global Coronavirus Cases		ASEAN+3 Coronavirus Cases		Plus-3 Coronavirus Cases		ASEAN Coronavirus Cases	
38,854,432 Total Cases		1,018,772 Total Cases		207,296 Total Cases		811,476 Total Cases	
26,814,948 Recovered Cases <i>(69.0%)</i>	1,097,359 Deaths <i>(2.8%)</i>	849,395 Recovered Cases <i>(83.4%)</i>	26,655 Deaths <i>(2.6%)</i>	192,149 Recovered Cases <i>(92.7%)</i>	6,830 Deaths <i>(3.3%)</i>	657,246 Recovered Cases <i>(81.0%)</i>	19,825 Deaths <i>(2.4%)</i>
10,942,125 Active Cases <i>(28.2%)</i>		142,722 Active Cases <i>(14.0%)</i>		8,317 Active Cases <i>(4.0%)</i>		134,405 Active Cases <i>(16.6%)</i>	

Statistics

- **Worldwide** confirmed cases surpassed 38.8 million, with close to 1.1 million confirmed deaths.
- 9,001 new cases were reported across the **ASEAN+3 region** yesterday.
- **Indonesia** reported 4,411 new cases and surpassed the Philippines as the most heavily affected country in the ASEAN+3 region with more than 349,000 confirmed cases in total.
- **Myanmar** confirmed more than 1,000 new cases for a total of 32,351 confirmed cases.
- The **United States** reported 62,951 new infections, the first increase above 60,000 cases in two months, almost topping 8 million cases in total.
- In Europe, **France** reported a record 30,590 new infections, **Spain** reported 13,318 new cases and the **United Kingdom** added a further 18,996 new cases.
- **Argentina** confirmed a record of 17,096 new cases, and is now the country with the fifth highest tally of total confirmed cases in the world, after the United States, India, Brazil, and Russia.

News

- According to the “Solidarity” clinical trial by the World Health Organization, none of the four drugs touted as possible coronavirus treatments—remdesivir, hydroxychloroquine, anti-HIV drug combination lopinavir/ritonavir and interferon—has a substantial effect on a patient’s in-hospital mortality or length of hospital stay. The Solidarity trial evaluated the effects of the four drugs in 11,266 hospitalized patients across more than 30 countries. The study has not yet been peer-reviewed.

Overview of Confirmed COVID-19 Cases

Data as of 15/10/2020

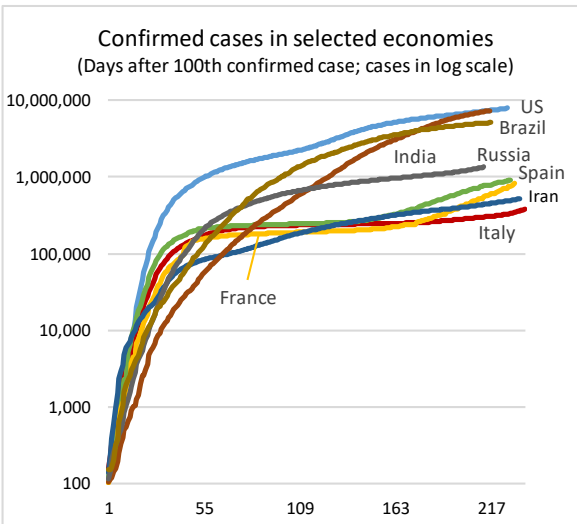
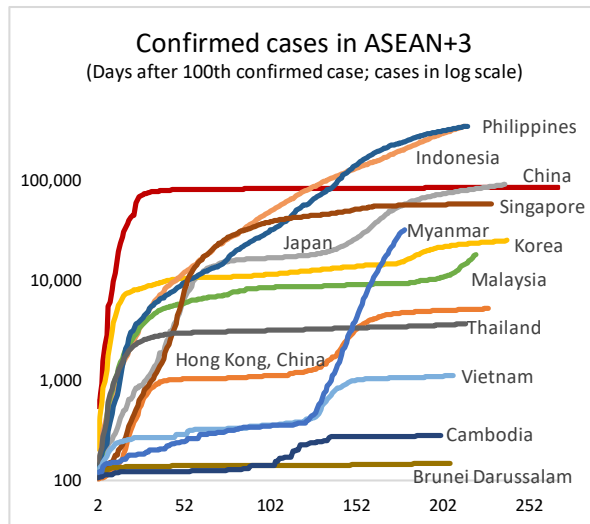
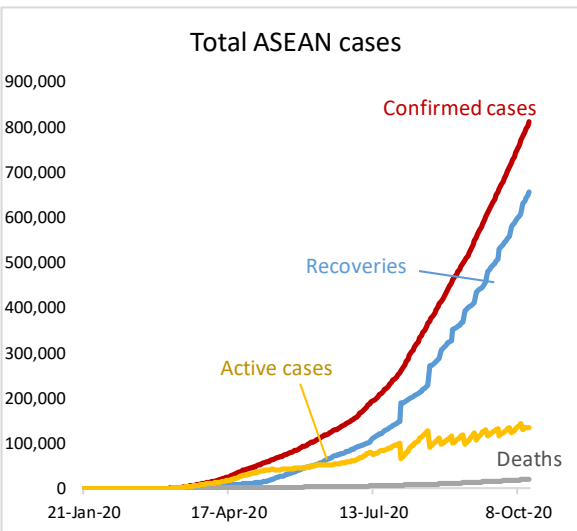
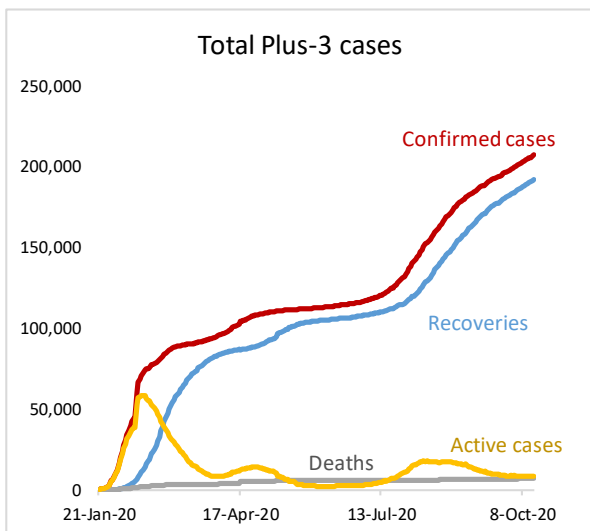
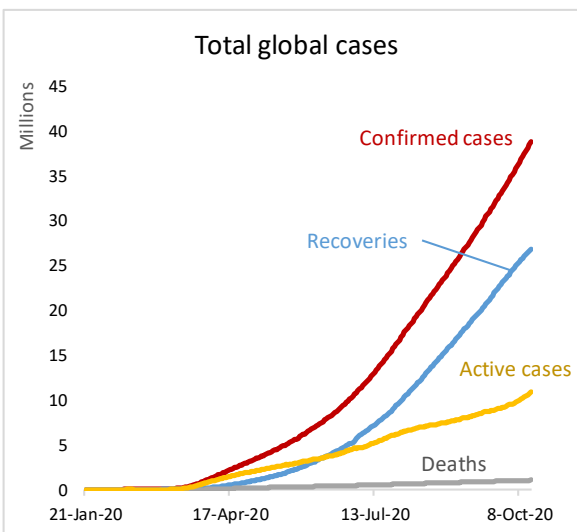
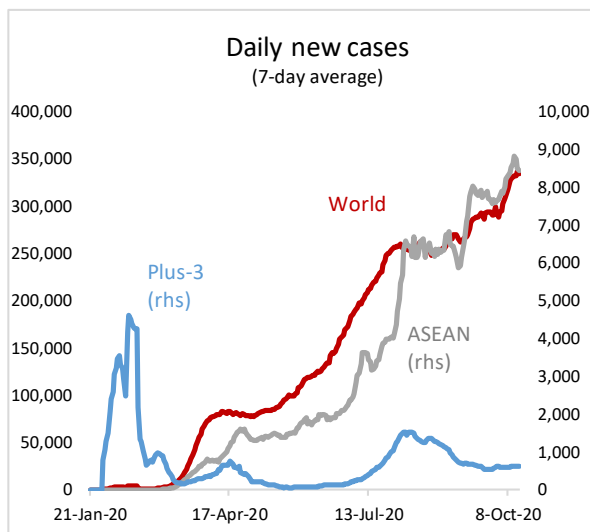
Economy	Total Cases	Cases per 1M Population	New Cases	New Cases per 1M Pop.	New Cases (7-day avg) ¹	ΔNew Cases	Δ% New Cases	Total Deaths	New Deaths	Fatality Rate (%)	Total Recovered	Recovery Rate (%)	Active Cases	Resolved cases (%) ²
Global	38,854,432		343,289			-37,327	0.9	1,097,359	5,210	2.8	26,814,948	69.0	10,942,125	71.8
ASEAN+3	1,018,772		9,001			837	0.9	26,655	202	2.6	849,395	83.4	142,722	71.8
Plus-3	207,296		791			140	0.4	6,830	6	3.3	192,149	92.7	8,317	86.0
ASEAN	811,476		8,210			697	1.0	19,825	196	2.4	657,246	81.0	134,405	84.7
China	85,646	61	24	0.0		13	0.0	4,634	0	5.4	80,754	94.3	258	99.7
Hong Kong, China	5,213	683	12	1.6		12	0.2	105	0	2.0	4,943	94.8	165	96.8
Japan	91,402	727	708	5.6		167	0.8	1,650	4	1.8	83,272	91.1	6,480	92.9
Korea	25,035	481	47	0.9		-52	0.2	441	2	1.8	23,180	92.6	1,414	94.4
Indonesia	349,160	1,294	4,411	16.3		284	1.3	12,268	112	3.5	273,661	78.4	63,231	81.9
Malaysia	18,129	546	589	17.7		-71	3.4	170	3	0.9	12,014	66.3	5,945	67.2
Philippines	348,698	3,169	2,162	19.6		339	0.6	6,497	48	1.9	294,161	84.4	48,040	86.2
Singapore	57,892	10,153	3	0.5		-2	0.0	28	0	0.0	57,764	99.8	100	99.8
Thailand	3,669	54	17	0.2		17	0.5	59	0	1.6	3,467	94.5	143	96.1
Brunei Darussalam	147	326	0	0.0		-1	0.0	3	0	2.0	143	97.3	1	99.3
Cambodia	283	17	0	0.0		0	0.0	0	0	0.0	278	98.2	5	98.2
Lao PDR	23	3	0	0.0		0	0.0	0	0	0.0	22	95.7	1	95.7
Myanmar	32,351	606	1,026	19.2		138	3.3	765	33	2.4	14706	45.5	16,880	47.8
Vietnam	1,124	12	2	0.0		-7	0.2	35	0	3.1	1,030	91.6	59	94.8
Belgium	191,959	16,667	10,448	907.2		2,177	5.8	10,327	49	5.4	-	-	-	-
France	818,707	12,597	30,590	470.7		8,894	3.9	32,876	88	4.0	-	-	-	-
Germany	352,107	4,243	7,620	91.8		447	2.2	9,739	23	2.8	286,137	81.3	56,231	84.0
Italy	381,602	6,335	8,803	146.1		1,471	2.4	36,372	83	9.5	245,964	64.5	99,266	74.0
Netherlands	209,799	12,140	7,857	454.7		506	3.9	6,749	29	3.2	-	-	-	-
Spain	921,374	19,660	13,318	284.2		1,348	1.5	33,553	140	3.6	150,376	16.3	53,521	94.2
Switzerland	71,317	8,248	2,613	302.2		-210	3.8	2,115	6	3.0	50,500	70.8	18,702	73.8
United Kingdom	676,455	10,058	18,996	282.4		-755	2.9	46,791	138	6.9	-	-	-	-
Brazil	5,169,386	24,456	28,523	134.9		1,288	0.6	152,460	713	2.9	4,526,393	87.6	490,533	90.5
Canada	194,362	5,140	2,298	60.8		-277	1.2	9,756	37	5.0	164,154	84.5	20,452	89.5
Argentina	949,063	20,835	17,096	375.3		2,164	1.8	25,342	421	2.7	764,859	80.6	158,862	83.3
Mexico	834,910	6,569	5,514	43.4		1,458	0.7	85,285	387	10.2	707,631	84.8	41,994	95.0
Peru	859,740	26,192	5,766	175.7		5,766	0.7	33,577	158	3.9	759,597	88.4	66,566	92.3
United States	7,918,788	23,920	62,951	190.2		4,508	0.8	216,865	818	2.7	3,177,397	40.1	4,524,526	42.9
Australia	27,371	1,054	14	0.5		-6	0.1	904	0	3.3	25,062	91.6	1,405	94.9
India	7,370,468	5,382	63,371	46.3		-4,337	0.9	111,266	0	1.5	6,383,441	86.6	875,761	88.1
Iran	517,835	6,154	4,616	54.9		-214	0.9	29,605	256	5.7	418,054	80.7	70,176	86.4
Russia	1,346,380	9,183	13,556	92.5		-485	1.0	23,350	281	1.7	1,043,431	77.5	279,599	79.2
Saudi Arabia	341,062	9,811	472	13.6		-29	0.1	5,127	19	1.5	327,327	96.0	8,608	97.5
South Africa	698,184	11,691	1,770	29.6		-107	0.3	18,309	158	2.6	628,301	90.0	51,574	92.6

Source: Haver Analytics, sourced from John Hopkins University; AMRO staff calculations.

Notes: New cases since previous day. Δ% refers to percentage change since previous day. Fatality rate measured as deaths per confirmed infections.

1/ Since January 31, 2020.

2/ Resolved cases (i.e. non-active cases) to total cases; serves as a proxy for the stage of the cycle.



Source: Haver Analytics, sourced from John Hopkins University; AMRO staff calculations.