

Friday, January 21, 2022
Data as of January 20, 2022

Cumulative New Cases and Deaths

Worldwide	ASEAN+3	Plus-3	ASEAN
342,155,877 Cases	18,835,400 Cases	2,859,418 Cases	15,975,982 Cases
5,573,498 Deaths	341,061 Deaths	29,817 Deaths	311,244 Deaths

Source: Haver Analytics, sourced from Johns Hopkins University; and AMRO staff calculations.

Recent Developments

Global News

- The **United Kingdom** will be lifting all its restrictions intended to stem the spread of omicron by next week. Face masks will no longer be mandatory, while COVID-19 passports will be dropped for large events as infections continue to decline. Authorities are likewise no longer advising people to work from home.
- **India** has extended its ban on scheduled international flights to and from the country until February 28. However, all-cargo operations and flights under travel bubble arrangements will not be affected.

Regional News

- In-person classes in Hong Kong secondary schools will be suspended starting January 24 until after the Lunar New Year holidays, as cases have been identified in several schools.
- **Vietnam** confirmed its first community cases due to the omicron variant last Wednesday, with three positive cases reported in Ho Chi Minh City.
- **Thailand** will be resuming its "Test & Go" quarantine waiver for vaccinated arrivals starting February 1, after being suspended last month due to the omicron variant. All visitors must test on arrival and five days later.
- **Malaysia** has resumed ticket sales for air and land travel to and from Singapore under a vaccinated travel lane program, following a risk evaluation of the virus situation in both economies. However, a ticket quota has been imposed.

Vaccine News

- The **European Union** drug regulator's review of mRNA COVID-19 vaccines found that they do not cause pregnancy complications for expectant mothers and their babies, based on studies involving around 65,000 pregnancies at different stages.
- **Japan** has approved the use of Pfizer-BioNTech's vaccine on those aged 5 to 11 years old. The inoculation program for this age group could begin as early as March.

ASEAN+3 and Selected Economies: COVID-19 Cases and Deaths

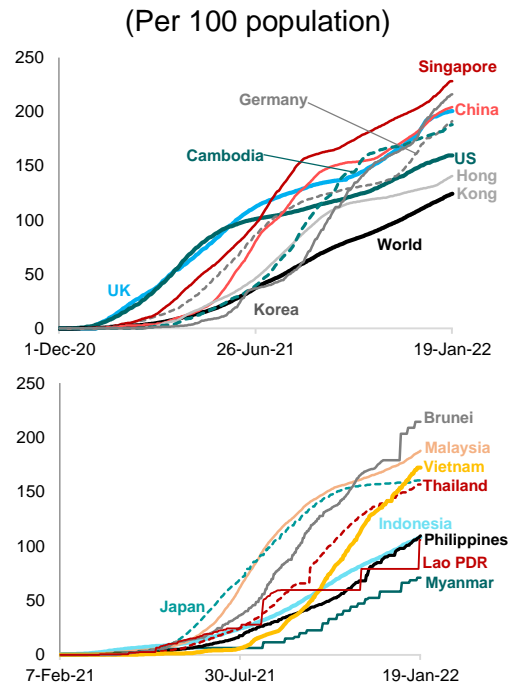
Economy	Total Cases ('000)	Cases per 1M Population	New Cases ¹	New Cases ¹ since 2020 ²	New Cases per 1M Pop. ¹	ΔNew Cases ¹	Δ% New Cases ¹	Total Deaths	New Deaths ¹	Fatality Rate (%)
Global	342,156		3,137,779			322,975	1.0	5,573,498	7,411	1.6
ASEAN+3	18,835		101,323			26,187	0.5	341,061	304	1.8
Plus-3	2,859		35,703			22,256	1.3	29,817	42	1.0
ASEAN	15,976		65,621			3,931	0.4	311,244	261	1.9
China	105	75	129		0	-54	0.1	4,636	0	4.4
Hong Kong, China	13	1,691	8		1	-9	0.1	213	0	1.7
Japan	2,022	16,077	30,465		242	20,942	1.6	18,467	8	0.9
Korea	719	13,817	5,100		98	1,378	0.7	6,501	35	0.9
Indonesia	4,278	15,851	1,251		5	648	0.0	144,199	6	3.4
Malaysia	2,821	84,914	3,144		95	-30	0.1	31,853	15	1.1
Philippines	3,324	30,211	33,153		301	4,082	1.0	53,153	60	1.6
Singapore	298	52,183	1,209		212	370	0.4	845	1	0.3
Thailand	2,362	34,723	8,749		129	863	0.4	22,000	17	0.9
Brunei Darussalam	15.99	35,446	34		75	3	0.2	98	0	0.6
Cambodia	120.91	7,223	28		2	4	0.0	3,015	0	2.5
Lao PDR	128.25	17,650	858		118	-207	0.7	508	5	0.4
Myanmar	533.73	9,999	144		3	-13	0.0	19,307	1	3.6
Vietnam	2,094.80	21,729	17,051		177	-1,789	0.8	36,266	157	1.7
Australia	2,087	80,328	79,937		3,077	-29,277	4.6	2,978	58	0.1
Brazil	23,595	111,627	110,429		522	48,251	0.5	622,476	235	2.6
France	15,255	234,708	-		-	-	2.4	125,462	218	0.8
Germany	8,502	102,464	90,764		1,094	30,817	1.1	116,490	164	1.4
India	38,219	27,906	271,549		198	115,615	0.7	487,693	366	1.3
United Kingdom	15,718	233,710	107,197		1,594	-28,911	0.7	153,710	338	1.0
United States	68,836	207,931	742,743		2,244	-34,898	1.2	856,263	1,947	1.2

Source: Haver Analytics, sourced from Johns Hopkins University; and AMRO staff calculations.

1/ Values show the 7-day average.

2/ Since January 31, 2020.

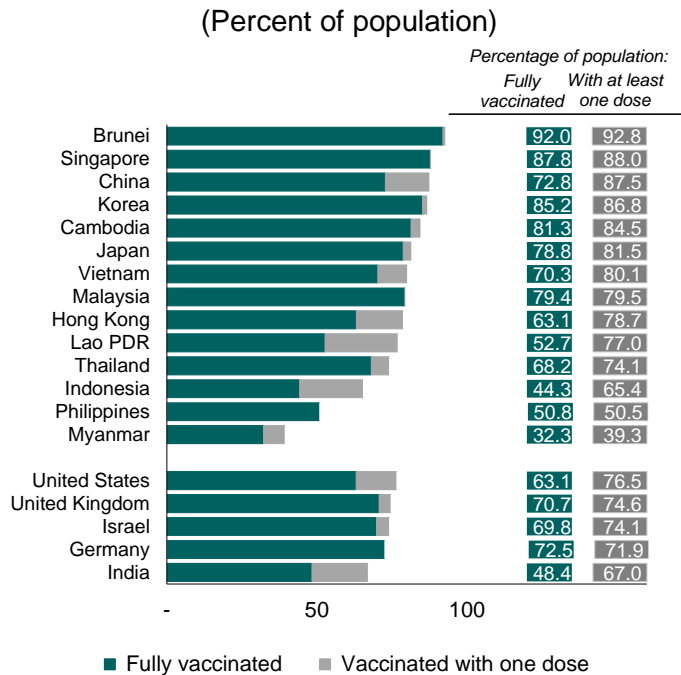
ASEAN+3 and Selected Economies: Cumulative Vaccines Administered



Source: Haver Analytics, sourced from Our World in Data; and AMRO staff calculations.

Note: Single vaccination doses only. This does not measure the number of people vaccinated, as two doses are required with most available vaccines. Data is reported at irregular intervals; numbers show latest available.

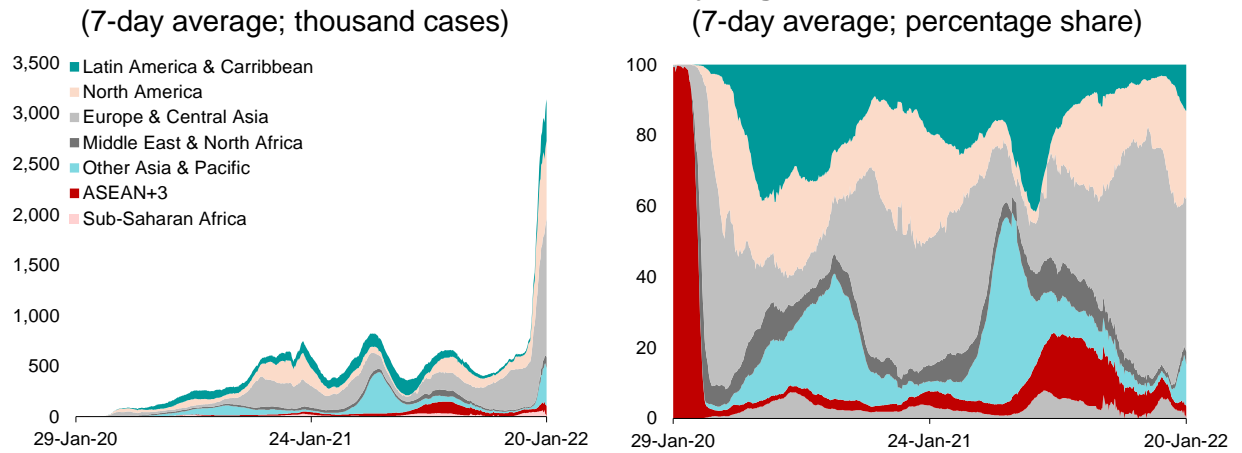
ASEAN+3 and Selected Economies: Vaccination Progress



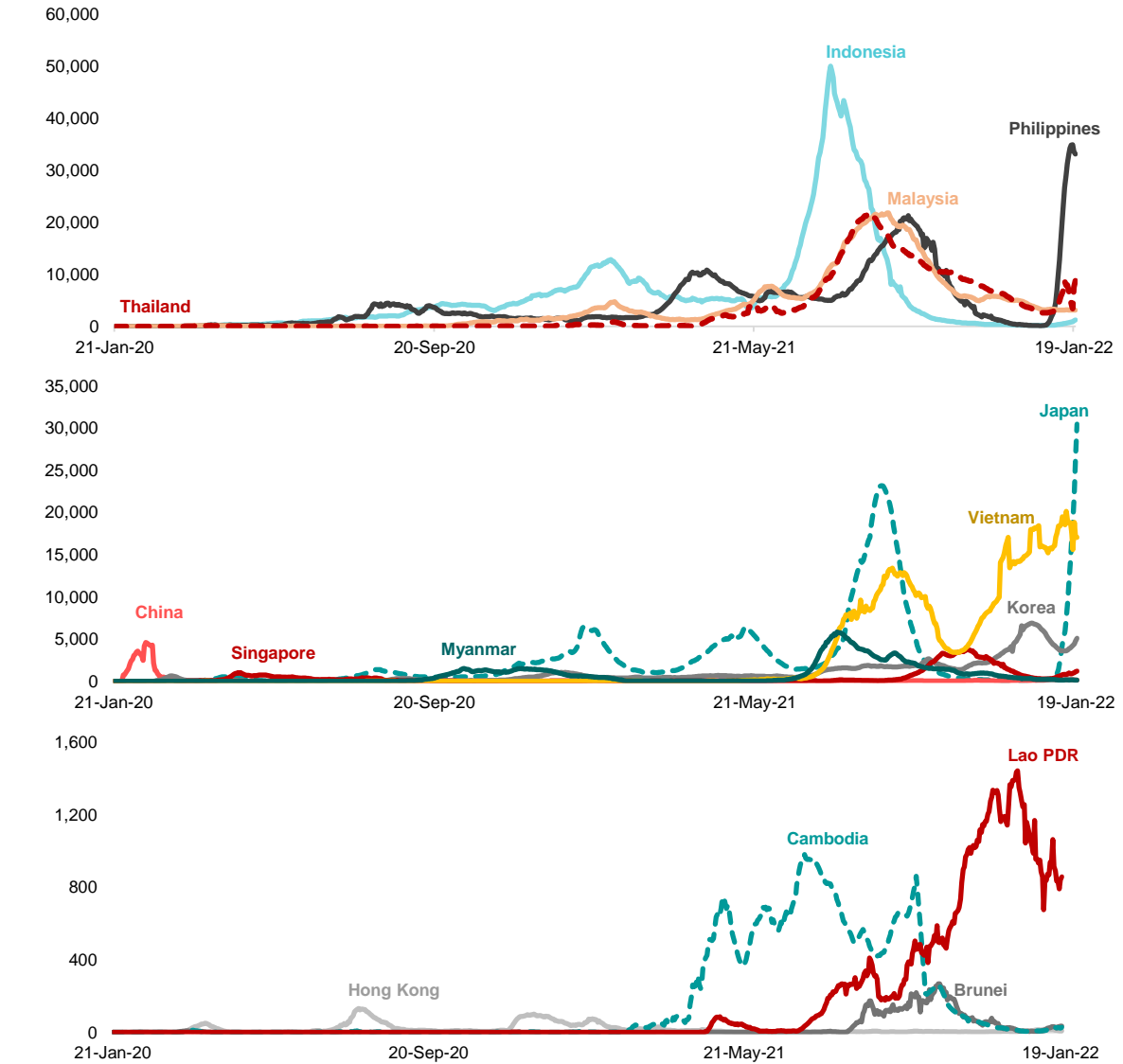
Sources: Our World in Data via Haver Analytics; and AMRO staff calculations.

Note: Percent of fully vaccinated population shows the number of people who received all doses prescribed by the vaccination protocol (e.g. one dose of a single-dose vaccine, or two doses of a two-dose vaccine).

World: New Cases by Region



ASEAN+3: Daily New Cases (7-day average)



ASEAN+3 and Selected Economies: Covid Cycle and Healthcare Indicators

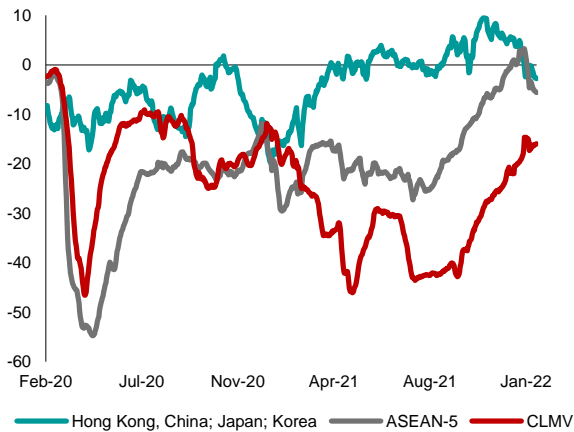
	2021			2022	Daily new cases (7-day average)	Hospital Beds to Active Cases	Hospital Bed Density (Beds per 1,000)
	OCT	NOV	DEC	JAN			
China	[Heatmap]				129 ↓	1,628.7	4.2
Hong Kong, China	[Heatmap]				8 ↓	—	—
Japan	[Heatmap]				30,465 ↑	9.2	13.4
Korea	[Heatmap]				5,100 ↑	8.2	11.5
Indonesia	[Heatmap]				1,251 ↑	24.1	1.2
Malaysia	[Heatmap]				3,144 ↓	1.5	1.9
Philippines	[Heatmap]				33,153 ↑	0.2	0.5
Singapore	[Heatmap]				1,209 ↑	0.9	2.4
Thailand	[Heatmap]				8,749 ↑	1.2	2.1
Brunei Darussalam	[Heatmap]				34 ↑	2.9	2.7
Cambodia	[Heatmap]				28 ↑	542.3	0.8
Lao PDR	[Heatmap]				858 ↓	0.6	1.5
Myanmar	[Heatmap]				144 ↓	11.0	0.9
Vietnam	[Heatmap]				17,051 ↓	0.5	2.6
Australia	[Heatmap]				79,937 ↓	0.1	3.8
Brazil	[Heatmap]				110,429 ↑	0.2	2.2
France	[Heatmap]				1,471,966 ↑	0.2	6.5
Germany	[Heatmap]				90,764 ↑	0.6	8.3
India	[Heatmap]				271,549 ↑	0.4	0.7
United Kingdom	[Heatmap]				107,197 ↓	0.1	2.8
United States	[Heatmap]				742,743 ↓	0.1	2.9

Legend: First (Red), First-mid (Orange), Mid (Yellow), Late (Light Green), End (Dark Green), Reappearance/Minor outbreak (Grey)

Sources: Haver Analytics, sourced from John Hopkins University; World Health Organization; and AMRO staff calculations.
 Note: Based on Hinojales, Oeking, and Ong. 2020. "Where are We in the Covid Cycle?" AMRO Analytical Note, Singapore, April 27, and Oeking. 2021. "Crushing Waves: Diving into the Covid Cycle" AMRO Analytical Note, Singapore, February 4.

Selected ASEAN+3: Aggregate Non-Residentials Mobility

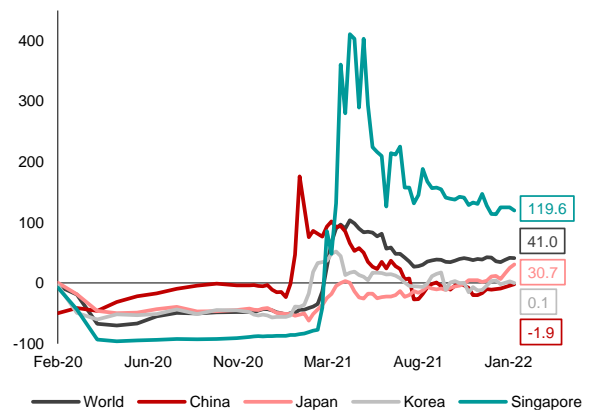
(Percentage change from baseline; 5-day moving average)



Sources: Haver Analytics, sourced from Google COVID-19 Community Mobility reports; and AMRO staff calculations.
 Note: Baseline refers to the median value of the corresponding day in the period Jan 3–Feb 6, 2020. "Non-residentials" refer to the aggregated mobility data for places such as groceries and pharmacies, retail and recreation facilities, transit station and workplaces. ASEAN-5 = Indonesia, Malaysia, the Philippines, Thailand, and Singapore. CLMV = Cambodia, Lao PDR, Myanmar, and Vietnam. Starting October 21, 2021, the CLMV aggregate excludes Vietnam due to missing/ non-reported data.

World and Selected ASEAN+3: Weekly Scheduled Flight Seats

(Percent year-over-year)



Sources: Official Aviation Guide; and AMRO staff calculations.
 Note: Scheduled seat capacity data until November 2020 are on monthly basis, and on weekly basis thereafter. Data as of January 10, 2022.