

Cumulative New Cases and Deaths

Worldwide	ASEAN+3	Plus-3	ASEAN
662,857,654 Cases	98,016,512 Cases	62,349,564 Cases	35,666,952 Cases
6,702,326 Deaths	468,457 Deaths	108,391 Deaths	360,066 Deaths

Source: Haver Analytics, sourced from Johns Hopkins University; and AMRO staff calculations.

Recent Developments

Global News

- **India** has found 11 Omicron subvariants in international travelers, including the BA.5.2 subvariant and a sublineage of BF.7 subvariant that are driving **China's** outbreak.
- The **European** Commission is considering imposing negative COVID-19 test requirements and mask mandates in planes for travelers from **China**.

Regional News

- **Japan** will require negative pre-departure test for travellers from China from January 8. Airlines were asked to continue to limit additional flights from **China**.
- **Hong Kong** will reopen its land, sea and air borders with Mainland China with 60,000 travellers allowed per day, from January 8. A similar number will be allowed to travel from the mainland to **Hong Kong** with no mandatory quarantine.
- **Singapore** does not expect influx of tourists from China to worsen domestic COVID-19 infections as the virus strains in **China** are already present locally.
- **Thailand** will not require any pre-departure or on-arrival COVID-19 test for visitors from **China**. Proof of COVID-19 vaccination for all inbound visitors will be reimposed.

Vaccine News

- CanSino Biologics Inc. from **China** has started trial production of an mRNA vaccine targeting new variants of COVID-19 that are behind the country's current outbreak.
- The **US** is recommending annual COVID-19 booster shots for its residents.
- **China** has rejected free COVID-19 vaccines from the **US** and the **EU**, citing strengthening clinical efficacy of its ample domestic jabs.

ASEAN+3 and Selected Economies: COVID-19 Cases and Deaths

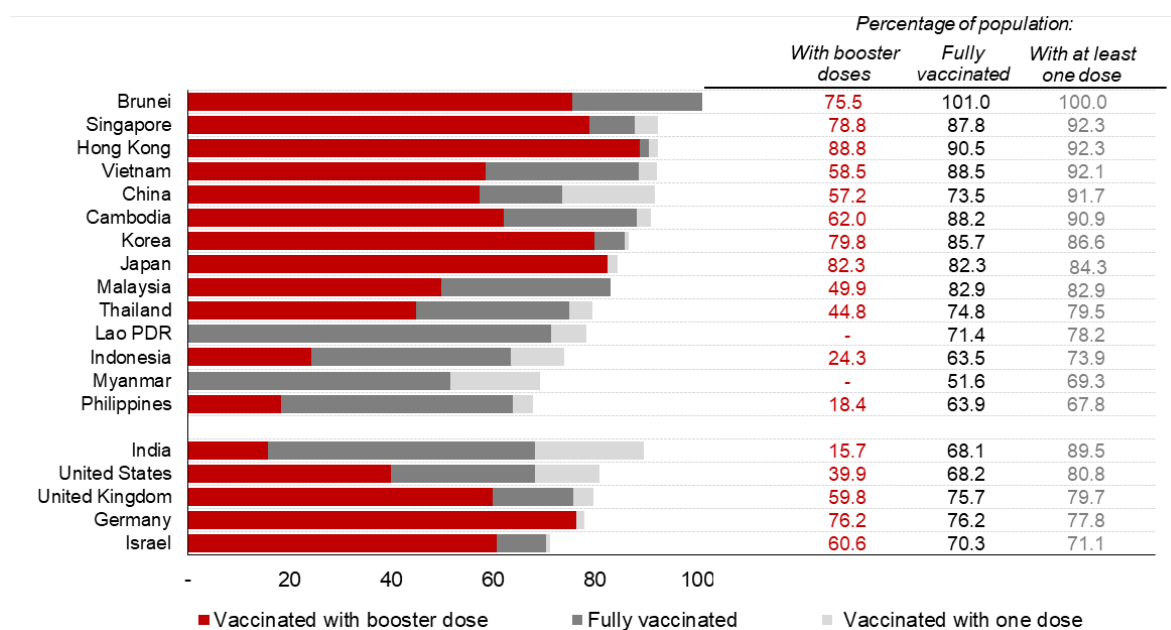
Economy	Total Cases ('000)	Cases per 1M Population	New Cases ¹	New Cases ¹ since 2020 ²	New Cases per 1M Pop. ¹	ΔNew Cases ¹	Δ% New Cases ¹	Total Deaths	New Deaths ¹	Fatality Rate (%)
Global	662,858		463,412			-57,060	0.1	6,702,326	2,111	1.0
ASEAN+3	98,017		224,769			-35,665	0.2	468,457	410	0.5
Plus-3	62,350		202,584			-54,409	0.3	108,391	388	0.2
ASEAN	35,667		22,186			18,743	0.1	360,066	22	1.0
China	388	276	0		0	0	0.0	5,242	0	1.4
Hong Kong, China	2,720	356,287	21,666		2,838	715	0.8	12,149	67	0.4
Japan	29,821	237,130	120,364		957	-49,708	0.4	58,504	264	0.2
Korea	29,420	565,165	60,554		1,163	-5,416	0.2	32,496	57	0.1
Indonesia	6,722	24,910	493		2	-206	0.0	160,665	12	2.4
Malaysia	5,029	151,374	459		14	-161	0.0	36,866	2	0.7
Philippines	4,200	38,170	19,558		178	18,995	0.5	60,458	0	1.4
Singapore	2,206	386,909	829		145	-95	0.0	1,712	0	0.1
Thailand	4,724	69,449	259		4	-156	0.0	33,650	8	0.7
Brunei Darussalam	270	599,111	483		1,071	483	0.2	225	0	0.1
Cambodia	139	8,280	7		0	-7	0.0	3,056	0	2.2
Lao PDR	218	29,982	11		1	-13	0.0	758	0	0.3
Myanmar	634	11,872	8		0	-1	0.0	19,490	0	3.1
Vietnam	11,526	119,551	80		1	-96	0.0	43,186	0	0.4
Australia	11,191	430,821	9,334		359	1,173	0.1	17,285	37	0.2
Brazil	36,423	172,314	17,246		82	-12,692	0.0	694,411	97	1.9
France	38,352	590,092	15,610		240	-11,990	0.0	159,058	113	0.4
Germany	37,496	451,889	21,486		259	-8,451	0.1	162,518	171	0.4
India	44,681	32,624	166		0	-46	0.0	530,710	2	1.2
United Kingdom	24,442	363,420	43,816		651	43,816	0.2	214,718	210	0.9
United States	100,009	302,093	64,224		194	11,193	0.1	1,089,966	494	1.1

Source: Haver Analytics, sourced from Johns Hopkins University; and AMRO staff calculations.

1/ Values show the 7-day average.

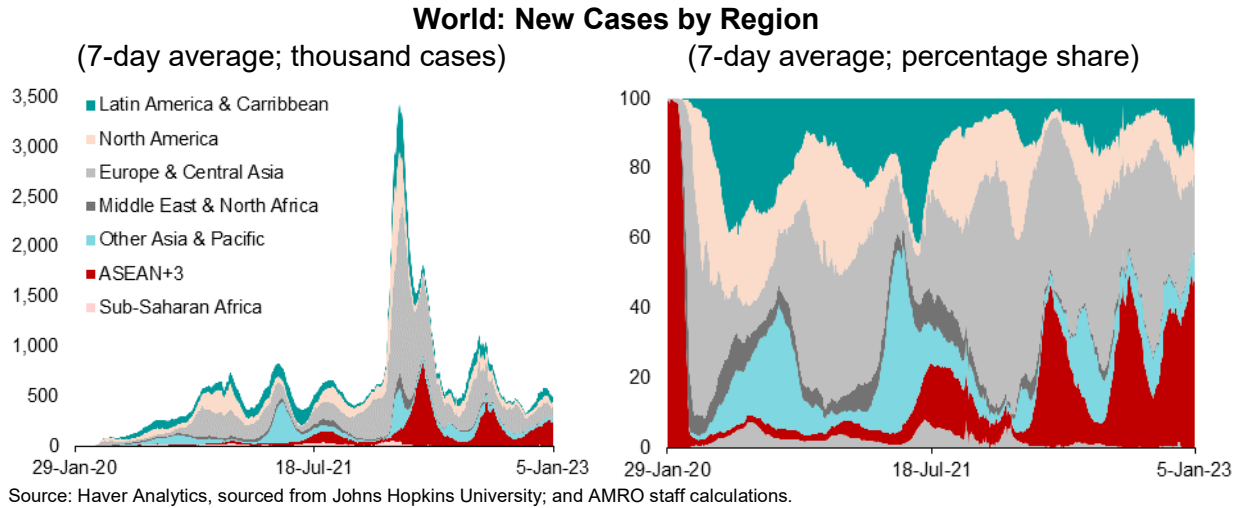
2/ Since January 31, 2020.

ASEAN+3 and Selected Economies: Vaccination Coverage Status (Percent of population)



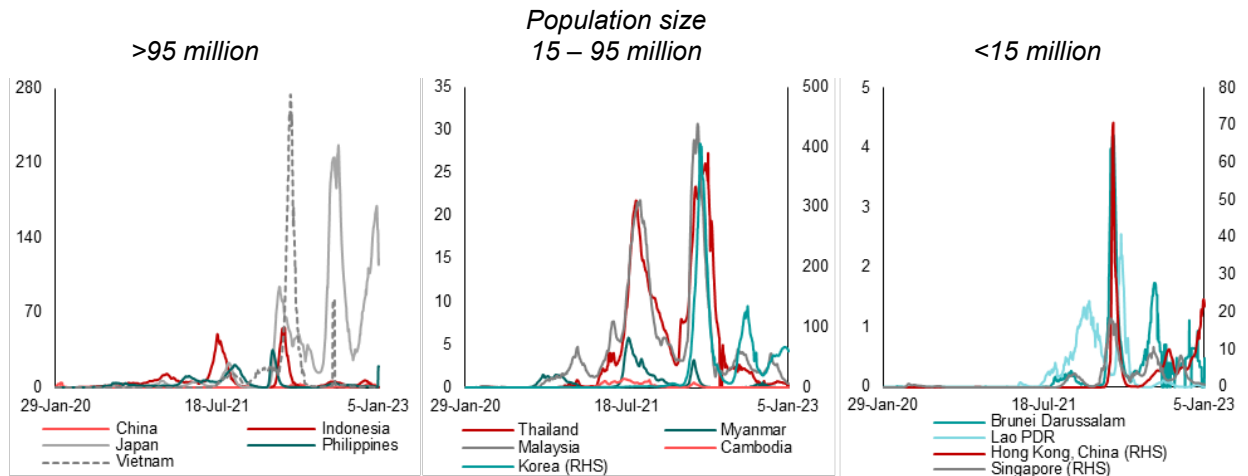
Sources: Our World in Data via Haver Analytics; and AMRO staff calculations.

Note: Percent of fully vaccinated population shows the number of people who received all doses prescribed by the vaccination protocol (e.g. one dose of a single-dose vaccine, or two doses of a two-dose vaccine). In the event of discrepancy between data from Our World in Data and national authorities, data from national authorities take precedence.



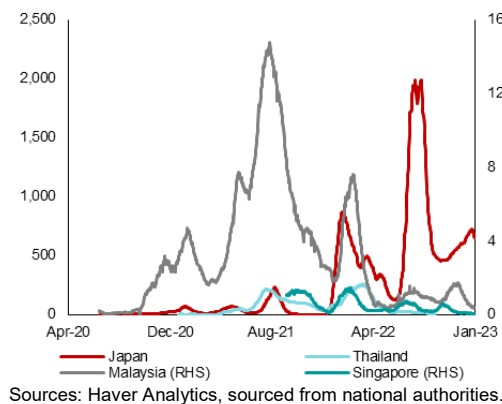
ASEAN+3: Daily New Cases by Size of Population

(7-day average; thousand cases)



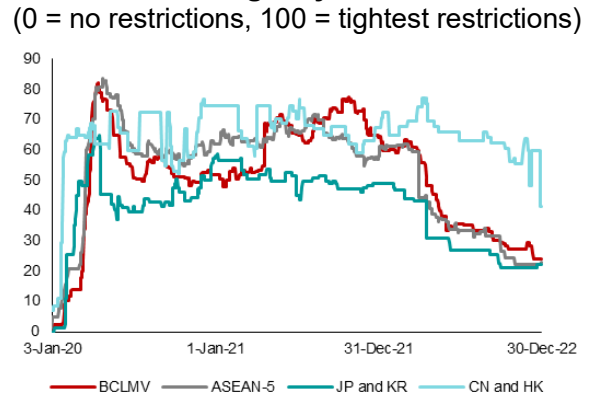
Selected ASEAN+3: COVID-19 Hospitalizations

(Thousand persons)



ASEAN+3: Government Response Stringency Index

(0 = no restrictions, 100 = tightest restrictions)



Note: The stringency index records the strictness of “lockdown-style” policies that primarily restrict people’s behavior. The index is a composite measure based on nine response indicators: (1) school closing; (2) workplace closing; (3) cancellation of public events; (4) restrictions on gatherings; (5) closure of public transport; (6) stay-at-home requirements; (7) restrictions on internal movement; (8) international travel controls; and (9) public information campaigns. The indicators are scaled to a value from 0 to 100 (100 = tightest). ASEAN-5 = Indonesia, Malaysia, the Philippines, Singapore, and Thailand; BCLMV = Brunei, Cambodia, Lao PDR, Myanmar, and Vietnam.